

Encore Dance Studio

RECITAL GUIDELINES

We first want to thank you so much for being amazing families and for a great year.

Okay, got your tea or coffee? There is a ton of information in this one but hopefully we are able to walk you through it all!




Recitals help build self-confidence and esteem. Dancers have the opportunity to share their talent and hard work at our year end recital . Each class works together for months as a team to prepare for this moment. It is important that your child be present at the dress rehearsal and both recitals so they can have their moment! Please remember that these are children performing. Your thoughtfulness and consideration is appreciated during the show. Dancers have worked very hard all year to learn their new dance routines. Please help to cheer them on and show your support!!

RECITAL GUIDE 2026

IMPORTANT DATES

PHOTO NIGHTS

 **LOCATION:** Encore Dance Studio

 **Competitive:** Tuesday, May 26

 **Recreational:** Wednesday, May 27

Arrive 15 minutes early

Full hair, makeup, and costume

 All dancers will be photographed

 Photo purchase is optional

A link will be shared when photos are ready

Instructions for purchasing will be included

Photos will not be available the same night

Opening Number (Photo Nights)

- No opening number photos scheduled
 - Wear recital t-shirt + black shorts to dress rehearsal
 - Opening number group photo taken on stage at rehearsal
-

DRESS REHEARSAL

 **LOCATION:** E.L. Fox Auditorium - 21 Meyer Dr., Guelph, ON

 **Thursday, May 28, 2026**

Arrival

- Doors open: 6:00 PM
 - Rehearsal begins: 6:20 PM (promptly)

 - Enter through front doors
 - Proceed to auditorium entrance
 - Staff will guide dancers to their class
-

Viewing Rules

- 1 guardian only (no siblings)
 - Additional family will be asked to wait outside
-

Rules

- No food or drinks
 - Dancers must arrive:
 - Hair & makeup done
 - First costume on
-

Costume Changes

- Keep costumes + shoes with you
- Change rooms are upstairs

Schedule

- Refer to “Dress Rehearsal Order”
 - Be ready 15 minutes early
 - We will only pause if running more than 15 minutes ahead of schedule
-

SHOW DAYS

 **LOCATION:** E.L. Fox Auditorium - 21 Meyer Dr., Guelph, ON

Saturday, May 30, 2026

11:00 AM Show (*Doors: 10:30 AM*)

- All full-season recreational dancers
- All competitive groups

3:00 PM Show (*Doors: 2:30 PM*)

- Competitive routines only
- Opening number = competitive dancers only
- Recreational dancers in opening number DO NOT attend

 **Opening number has been adjusted so recreational dancers are not required**

Sunday, May 31, 2026

12:00 PM Show (*Doors: 11:30 AM*)

- All full-season recreational dancers
 - All competitive groups
-

TICKETS

EARLY BIRD TICKET SALES (Encore Only)

Available until May 21

- \$23 Adults
 - \$20 Youth (12 & under) / Seniors (65+)
 - No refunds or exchanges
-

How to Purchase

Option 1: Order Form <https://forms.gle/pS5jJVc4hQ3kDEty9>

- Available until **Sunday, May 17**
- Forms **close Monday, May 18**

Payment Options:

- **E-transfer** or **cash (in person)** - **Sorry no cheques**

E-Transfer Instructions:

- EFT to: info@encoredancestudio.ca
- In the memo, you must include: **“recital tickets”**

Important:

- Tickets will be held for **3 days only** after submitting the form
 - If payment is not received within 3 days:
 - Tickets will be **released**
 - You will receive an email notification
 - A **new form must be submitted** to reorder
 - Payment is expected **immediately after submitting the form**
 - We do **not** send payment reminders
-

Option 2: In-Person (cash or eft only)

- Available at the studio until **May 21**

In person sales instructions:

- Can only be done during regular reception hours:
 - Monday 4pm-8pm
 - Wednesday 4pm-8pm
 - Thursday 4pm-8pm
 - Saturday 9am-1pm

- EFT's must be send ahead of time to allow time for them to come through the email
-

After May 18

- All ticket purchases must be made **in person at the studio (cash only)**
 - No order forms will be accepted
-

At the Door (If Available)

- \$30 Adults
 - \$25 Youth / Seniors
-

Important

- Ticket = 1 show only
 - Separate ticket required for each show
 - All audience members require a ticket
 - Ages 3 & under = free (they will still receive a physical ticket)
-

WRISTBANDS - Recreational Families Only

- Each family will receive 2 wristbands (one per show) (Teen classes excluded)
 - Sent home with costumes (May 9–14)
-

Who Wears Them

- Wristbands must be worn by the parent/guardian
- Wristbands are NOT for dancers


*Saturday show = Green

* Sunday show = Blue

 **When They Are Used**

- Recital shows only
 - NOT used for dress rehearsal
 - NOT used for photo nights
-

 **Important Rules**

- Required for drop-off, pick-up & costume changes
 - Required even to access the cafeteria for changes
 - No wristband = no access to your dancer
 - No access to cafeteria/change areas without one
-  Once your dancer is dropped off, there is NO ACCESS without a wristband — for any reason
-

 **RECITAL DAY FLOW**

 **Doors Open**

- 30 minutes before each show
-

 **Dancer Drop-Off / Pick Up**

- Location: Cafeteria
 - Drop off no later than 20 minutes before show time
- Only send one parent our guardian for Drop off/pick up - the hallway gets hectic and we will like to make this as fast a process as possible
-

 **Arrival Checklist**

- Hair complete
- Makeup complete
- First costume on

Show Length

- Approx. 2.5 hours
 - Includes a 15-minute intermission
-

Pick-Up Rules

- During intermission
 - After the show

 - Wristband required
 - Pick-up location: Cafeteria
-

Important

- Leaving at intermission = dancer will not be in finale
 - Once signed out = cannot return
-

Tiny Tots

- Must be picked up immediately after their routine
 - Must still be signed out through the cafeteria using the wristband process
-

CHANGING YOUR DANCER

- Parents/guardians are responsible for all costume changes
 - Go to the cafeteria immediately after your dancer finishes
-

Locations

- Recreational: Cafeteria (privacy tents)
- Competitive: Upstairs

🕒 Timing

- Some dancers have only 10–12 minutes to change
- Competitive dancers may have less

🔒 Privacy & Rules

- Wristband required
- No changing in hallways or open cafeteria spaces
- Cameras are in use in both the cafeteria and upstairs hallways
- Dancers must change in privacy tents or enclosed rooms upstairs only

👗 COSTUMES: Please refer to google slide for all details:

<https://docs.google.com/presentation/d/19w8wX-FIYFaZXBrggkW1xx3Vh0vym1sbfVw7qP98oJc/edit?usp=sharing>

- Required for dress rehearsal + both recitals
- Do **NOT** wear costumes at home

Costume Pick-Up:

May 9–14 at the **end of each class**

- One costume will be distributed per class only
- Multiple costumes will **not** be given out at the same time unless **pre-arranged via email (minimum 48 hours notice)**
- No costumes will be released outside of scheduled class time without prior arrangement

Important:

- A **parent/guardian must be present** for pick-up (teen classes excepted)
- A **garment bag + hanger are required** (no exceptions)
- Costumes will **not be released unless your account balance is \$0**
- Please check your **Studio Pro account in advance** to avoid delays

Costume Details & Questions:

- Please review the **Google Slide** before pick-up—most costume details are outlined there
- Any additional questions should be **emailed in advance** to keep pick-up running smoothly
- At pick-up, we will only answer **costume-related questions** (pieces, accessories, fit)
- All other questions (recital, choreography, next season, etc.) must be sent **via email**

Important

- No underwear under tights
 - Remove all nail polish & personal jewelry
 - Secure all hairpieces with bobby pins
-

TIGHTS

- Not provided
- Refer to your Costume List

Available at:

- Studio Boutique
 - FreeStyle Dancewear (Guelph & Waterloo)
-

SHOES: Please refer to google slides

- Jazz / Lyrical / Acro: Barefoot (*unless told otherwise*)
 - Ballet: Pink ballet slippers
 - Tap: Black tap shoes
 - Hip Hop: White indoor-only runners + white socks
-

Reminders

- Check your Costume List if unsure
 - No jewelry or gum
 - Ensure elastics are properly sewn on ballet slippers
-

MAKE-UP

- Neutral eyeshadow (no blues/purples)
- Red lipstick
- Black eyeliner
- Black mascara (or false lashes)
- Blush

👉 Optional, but recommended for stage visibility

THEATRE ETIQUETTE

- No food or drinks in auditorium
 - No flash photography
 - Remain seated during dances
 - No smoking inside or outside front entrance
 - Take dancers to washroom before drop-off
-

Costume Changes

- Parents assist dancers
 - Staff do NOT change dancers
-

VIDEO

- Professionally recorded
 - FREE digital copy provided
 - Sent after editing (please allow a few weeks)
-

PARENT VOLUNTEERS

- No ticket required for the show you are volunteering in
- Must stay for the full show duration
- Schedule sent 1 week prior

👉 Please let us know ASAP if you can help: [Sign up here → https://forms.gle/kWiTTmv7X1vouJB96](https://forms.gle/kWiTTmv7X1vouJB96)

ENCORE YEAR-END POTLUCK

 Location: Bolander Park (*splash pad side*)

 Date: Sunday, May 31, 2026

 Time: Immediately following the recital

Sign-Up:

https://docs.google.com/spreadsheets/d/1QCI-_5NBbs7QgMbt2m9kPa2Rrz7NjySUTGjTM_wbpig/edit?usp=sharing

Please sign up by Monday, May 25

Provided by Encore


- Pizza
 - Paper plates
 - Cutlery
 - Napkins
-

What to Bring (*Peanut-Free Only*)


- Families are asked to bring a shareable item
- Examples include:
 - Salads
 - Fruit or veggie trays
 - Beverages / juice boxes
 - Individual treats (cookies, cupcakes, etc.)
 - Family-style dishes

 **All items must be peanut-free**

What to Bring With You

- Lawn chairs
 - Blankets
 - Swimsuits, towels & sunscreen (splash pad will be open )
-

Important Notes

- This is a casual event for our studio families
 - If participating in the potluck, please keep attendance to your immediate household only
 - We are looking for 3–4 volunteers to bring collapsible tables
 -  Please indicate this on the sign-up if you can help
-

FINAL NOTE

We know this is a lot—especially for newer families. Take it one step at a time and refer back as needed 😊

We're here to make this a smooth, fun experience—if anything feels unclear at all, just reach out 🌟